



# SPR75

## 有线键盘用户手册 User Manual

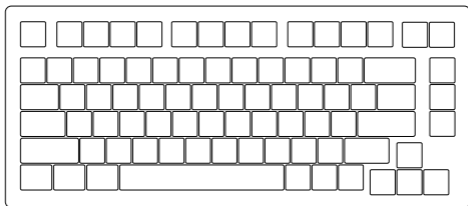
快速开始指南 ▶  
Quick Guide

# 感谢您购买及使用本产品



为了给您带来更好的使用体验，在使用产品前请仔细阅读本说明书，并请妥善保管，以便日后参观。

## 包装内容



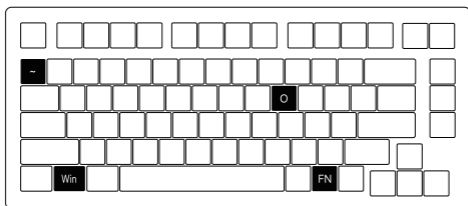
## 系统需求

Windows®XP / Vista / 7 / 8 / 10或更高版本

## 安装步骤

将键盘USB连接线插入电脑的USB接口即可开始使用

## SPR75 系统功能 (Windows)



锁Win键

FN + Win\_L

恢复出厂设置

长按 FN + ~ 5秒

Win系统 ⇌ Mac系统

长按 FN + O 3秒

## SPR75 组合键功能

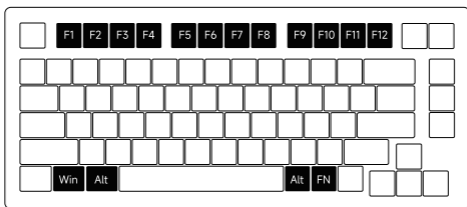


FN+	F1	=	我的电脑
	F2	=	电子邮件
	F3	=	Windows搜索
	F4	=	浏览器主页
	F5	=	多媒体播放器

FN+	F6	=	播放 / 暂停
	F7	=	上一首
	F8	=	下一首
	W	=	将WASD与上下左右调换

FN+	C	=	计算器
	M	=	静音
	<	=	调低音量
	>	=	调高音量

## SPR75 系统功能 (Mac)



F1	降低显示屏亮度
F2	增加显示屏亮度
F3	开放任务控制
F4	呼出Siri

F7	上一曲
F8	暂停/播放
F9	下一曲
F10	静音

F11	调低音量
F12	调高音量
Win_L	Option_L
Alt_L	Command_L
Alt_R	Command_R

**FN + (F1 ~ F12)**      F1 ~ F12

## 按键自定义说明和调用说明

1. 连接驱动可进行按键自定义
2. 请在我司官网下载“Akko Cloud”驱动
3. 驱动下载地址：[www.akkogear.com](http://www.akkogear.com)

## Akko保修和服务声明

1. Akko为中国大陆的客户提供一年保修。对于其他地区，请联系您的卖家（Akko分销商）以了解具体的保修政策。
2. 如果保修期到期，客户需要支付维修费用。如果用户喜欢自己修理键盘，Akko也会提供说明。用户应对自行修复过程中发生的任何损失承担全部责任。
3. 在未经制造商/卖方指示的情况下拆开键盘将立即导致保修无效
4. 官方售后服务时间为每周一至周五上午10:00至下午18:00  
节假日以国家法定节日休息为准。
5. 退货和保修政策在不同的平台上可能有所不同，并在购买时取决于具体的经销商。

公司：深圳银宸科技有限公司

地址：深圳市宝安区松岗街道碧头第一工业区朗碧路33号

电话：0755-23216420

网址：[www.akkogear.com](http://www.akkogear.com)

产地：中国·深圳

Company: Shenzhen Yinchen Technology Co., Ltd

Address: 33 Langbi Rd, Bitou First Industrial Zone, Bao'an District, Shenzhen, China



WARNING:  
Water and Beverages can't be  
poured into the Keyboard.



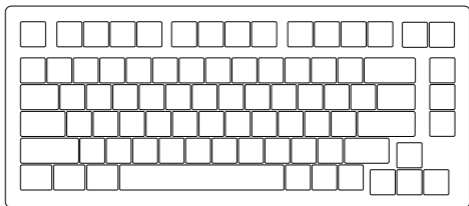
中国制造/Made in China

### 注意 事项

人为损坏不局限于键鼠进水、高处坠落、过度用力拉扯线材等，键鼠为电子产品请按照电子产品保护方式爱惜使用。

To provide you with a better user experience, please read this manual carefully before using the product.

## Packing List



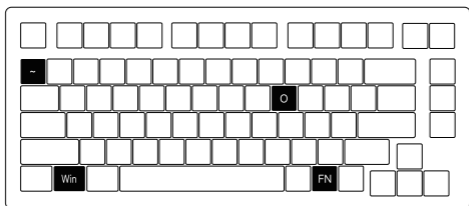
## System Requirement

Windows®XP / Vista / 7 / 8 / 10 or higher version

## Connectivity Method

Plug the keyboard USB cable into the USB port of your computer and start using it.

## SPR75 System Commands (Windows)




<b>Lock Windows Key</b>
FN + Win_L

<b>Restore Factory Settings</b>
Hold FN + ~ 5s

<b>Windows ⇌ Mac OSX</b>
Hold FN + O 3s

## SPR75 HotKeys

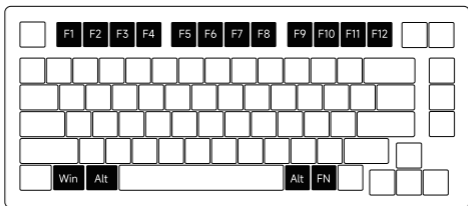


FN+	F1	My computer
	F2	E-mail
	F3	= Windows search
	F4	Browser homepage
	F5	Multimedia player

FN+	F6	Play/Pause
	F7	Previous song
	F8	= Next song
	W	Swap W A S D with ↑ ↓ ← →

FN+	C	Calculator
	M	= Mute
	<	Decrease Volume
	>	Increase Volume

## SPR75 System Commands (Mac)



F1	Decrease display brightness
F2	Increase display brightness
F3	Open mission control
F4	Activate siri

F7	Skip back (Audio)
F8	Pause/Play (Audio)
F9	Skip forward (Audio)
F10	Mute

F11	Decrease volume
F12	Increase volume

Win\_L    Option\_L

Alt\_L    Command\_L

Alt\_R    Command\_R

FN + (F1 ~ F12)

F1 ~ F12

## Key/Lighting Effects Customization Instruction

1. The key/lighting effects customization must be completed in wired mode with Akko driver.
2. Please download the Akko Cloud driver on our website.
3. Users can download the driver via [en.akkogear.com](http://en.akkogear.com)

## Akko Warranty and Service Statement

1. Akko offers a One-Year warranty for customers in mainland China. For other regions, please contact your seller (Akko distributor) for specific warranty details.
2. If the warranty period expires, customers are responsible for repair costs. Akko provides instructions for self-repair if preferred, but users assume full responsibility for any losses incurred during the process.
3. Disassembling the keyboard without manufacturer/seller's instruction will void the warranty immediately.
4. Return and warranty policies may vary across platforms and are subject to the specific distributor's terms at the time of purchase.

Company: Shenzhen Yinchen Technology Co., Ltd

Address: 33 Langbi Rd, Bitou Community 1st Industrial Zone, Bao'an District, Shenzhen, China

Tel: 0755-23216420

Website: [en.akkogear.com](http://en.akkogear.com)

Origin: Shenzhen, China



**WARNING:**  
Water and Beverages can't be poured into the Keyboard.



[instagram.com/akkogear](https://www.instagram.com/akkogear)



[facebook.com/akkogear](https://www.facebook.com/akkogear)

中国制造/Made in China



[tiktok.com/@akkogear](https://www.tiktok.com/@akkogear)

### Precautions

Man-made damage is not limited to immersion, falling off, and pulling off the wires with excessive forces, etc.

